

DOMESTIC & INDUSTRIAL LAMPS



LED GLASS TUBES

INTRODUCTION

Synerji Glass Tubes deliver bright, energy-efficient lighting with a premium glass finish for excellent light output and durability. Available in 9W, 18W, and 24W options, and in Warm White, Cool White, or Daylight, they offer the perfect solution for a wide range of residential and commercial applications. Reliable, long-lasting, and cost-effective.

DOMESTIC LAMPS

LED GLASS TUBE T8 18W 4000K 4FT

SYLT18CW

CW - 4000K



Wattage: 18W

Base Type: G13

Lumens: 1800 lm

Lumen Efficacy: 100 lm/W

Voltage: 220–240V ~ 50–60Hz

Beam Angle: 220°

Light Temperature: 4000K

LS: 25000 hrs

PF: 0.90

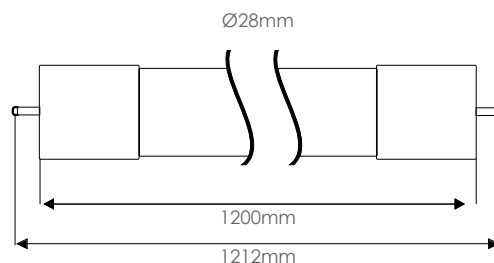
CRI(Ra): ≥ 80

Dimmable: Non-dimmable

Operating Temperature: -20°C ~ 40°C


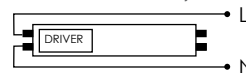


DIMENSIONS



CW - COOL WHITE

Built-in driver no compromise on stability and life warranty



NB - MUST BE INSTALLED BY A QUALIFIED ELECTRICIAN.